

Third contribution to the knowledge of Dermestidae Latreille, 1804 (Coleoptera: Bostrichiformia) from the Philippines

Jiří Háva

Háva J. 2018. Third contribution to the knowledge of Dermestidae Latreille, 1804 (Coleoptera: Bostrichiformia) from the Philippines. *Baltic J. Coleopterol.*, 18(1): 129-133.

A new species, *Orphinus (Orphinus) barsevskisi* sp. nov. from the Philippines (Luzon) is described, illustrated and compared with similar species. An updated list of all Dermestidae species recorded from the Philippines is proposed.

Key words: Taxonomy, new species, faunistics, Coleoptera, Dermestidae, *Orphinus*, *Thaumaglossa*, Philippines

Jiří Háva. Department of Forest Protection and Entomology, Faculty of Forestry and Wood Sciences, Czech University of Life Sciences, Kamýcká 129, CZ-165 21, Prague 6 - Suchbátka, Czech Republic; e-mail: jh.dermestidae@volny.cz

INTRODUCTION

The family Dermestidae Latreille, 1804 currently consists of 62 genera, containing ca. 1600 species worldwide (Háva 2015); 33 species are known from the Philippines (Caliboso et al. 1986; Háva 2005, 2012, 2015a, 2015b, 2016a, 2016b, 2017; Háva et al. 2016).

In the present article, results of studying material recently collected on the Philippines (Luzon Island) are presented. One new species is described.

MATERIAL AND METHODS

The size of the beetles or of their body parts can be useful in species recognition and thus, the following measurements were made:

TL - total length; linear distance from anterior margin of pronotum to apex of elytra.

EW - elytral width; maximum linear transverse distance.

Deposition of the type material: JHAC - Jiří Háva, Private Entomological Laboratory & Collection, Únětice u Prahy, Prague-West, Czech Republic.

The nomenclature and zoogeography follow Háva (2015a).

The all colour photographs taken by a Nikon Coolpix 990 digital camera through an MBS-10 binocular stereo microscope.

Specimen of the presently described species is provided with red, printed label with texts as follows: „HOLOTYPE *Orphinus (Orphinus) barsevskisi* sp. nov. J. Háva det. 2018"

RESULTS

Subfamily Megatominae

Tribe Megatomini

Orphinus (Orphinus) barsevskisi sp. nov.

(Figs. 1-4)

Type material. Holotype (female): “Philippines, North Luzon, Benguet, La Trinidad, November 2017, local collector” (JHAC).

Description. Female. Body oval, TL 2.9 mm, EW 1.7 mm. Head, pronotum, scutellum and elytra black, shiny, elytra without cuticular fasciae or spots (Fig. 1); black and dark brown on venter. Head coarsely punctate with long, recumbent, whitish-yellow setation. Palpi dark brown; setation on mentum denser. Eyes large, with black, long microsetae. Ocellus on front present. Antennae dark brown with black setae, with 11 antennomeres, antennal club with 2 antennomeres, terminal antennal segment circular (Fig. 3-4). Pronotum black, disc finely punctate, densely foveolate posteriorly, with long, recumbent, whitish-yellow setation. Scutellum black, triangular, without setation. Elytra coarsely punctate; humerus with one small bump; elytral surface with long,

recumbent whitish-yellow and black setation. Black setation forming spots (Fig. 1). Epipleuron black, broad anteriorly, coarsely punctate, with long, whitish-yellow setation. Legs brown with white setation. Mesosternum coarsely punctate laterally, otherwise finely punctate, covered by long, recumbent, white setation. Prosternal process broad and long, with large punctures. Pygidium brown, with golden setation. Visible ventrites of abdomen very dark brown, with long, recumbent, white setation (Fig. 2).

Male. Unknown.

Differential diagnosis. The new species differs from similar Philippine species by the following characters:

each elytron with three broad transverse fasciae and apical spot of grey setation, other part covered by brown setation..... *Orphinus (O.) subfasciatus* Pic, 1927


in anterior half, each elytron with narrow, transverse fascia of golden-yellow setation, remaining area covered by brown setation.....
.....*Orphinus (O.) abrae* Háva, 2015

each elytron covered by short, white setation with two circular spots of brown setation; TL 1.7-2.3 mm, EW 1.1-1.5 mm; scutellum triangular with short, white setation.....
...*Orphinus (O.) luzonicus* Háva, 2012

each elytron covered by long, whitish-yellow setation with two large spots of black setation; TL 2.9 mm, EW 1.7 mm; scutellum triangular without setation
.....*Orphinus (O.) barsevskisi* sp. nov.



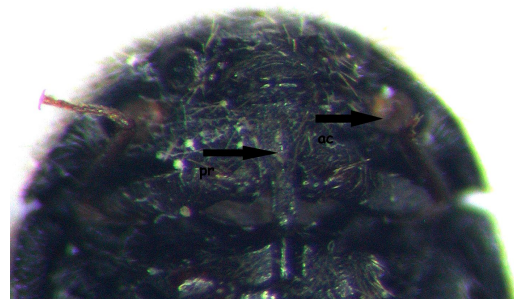
1A



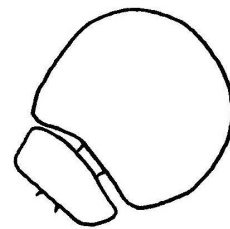
1B



2



3



4

Figs. 1-4. *Orphinus (Orphinus) barsevskis* sp. nov.: 1 (a-b: habitus, dorsal aspect; b: black setation); 2- habitus, ventral aspect; 3- prosternum (pr- prosternal process, ac- antennal club); 4- antennal club of female.

Etymology. The species name is dedicated to my friend and colleague Arvids Barðevskis (Daugavpils, Latvia), a well-known specialist in Cerambycidae and Carabidae (Coleoptera).

***Thaumaglossa dembickyi* Háva, 2002**

Material examined: “Philippines, Luzon, Sierra Madre, Dingan Aurora, Sept. 2017, local collector”, 1 male (JHAC).

Distribution. A species known from the Philippines (Háva 2016b); new locality data from Luzon Is.

SPECIES LIST OF DERMESTIDAE RECORDED FROM THE PHILIPPINES

ⁱ = introduced species.

^s = synanthropic species.

Subfamily Dermestinae

Tribe Dermestini

ⁱ*Dermestes (Dermestes) ater* DeGeer, 1774

(= *Dermestes cadaverinus* Fabricius, 1775)

(= *Dermestes domesticus* Germar, 1824)

ⁱ*Dermestes (Dermestinus) maculatus* DeGeer, 1774

(= *Dermestes vulpinus* Fabricius, 1781)

Subfamily Trinodinae

Tribe Trinodini

Evorinea iota (Arrow, 1915)

Evorinea luzonica Háva, 2016

Trinodes rufithorax Pic, 1926

Subfamily Attageninae

Tribe Attegenini

Attagenus (Aethriostoma) philippinensis Háva, 2016

Attagenus (Aethriostoma) undulatus (Motschulsky, 1858)

^{i s}*Attagenus (Attagenus) fasciatus* (Thunberg, 1795)

Subfamily Megatominiae

Tribe Anthrenini

^{i s}*Anthrenus (Anthrenus) flavipes flavipes* LeConte, 1854

(= *Anthrenus vorax* Waterhouse, 1883)

Anthrenus (Nathrenus) hrdlickai Háva, 2016

Anthrenus (Nathrenus) mindanaoensis Háva, 2004

Tribe Megatomini

Subtribe Adelaidiina

Adelaidia unicolor Mroczkowski, 1966

Subtribe Cryptorhopalina

Orphinus (Orphinus) abrae Háva, 2015

Orphinus (Orphinus) apicalis Pic, 1918

Orphinus (Orphinus) barsevskisi **sp. nov.**

Orphinus (Orphinus) dembickyi Háva, 2015

Orphinus (Orphinus) fasciatus (Matsumura & Yokoyama, 1928)

Orphinus (Orphinus) fulvipes (Guérin-Méneville, 1838)

Orphinus (Orphinus) infasciatus Pic, 1926

Orphinus (Orphinus) lubosi Háva, 2015

Orphinus (Orphinus) luzonicus Háva, 2012

Orphinus (Orphinus) parainfasciatus Háva, 2015

Orphinus (Orphinus) subfasciatus Pic, 1927

Orphinus (Orphinus) terminalis (Sharp in Blackburn & Sharp, 1885)

Orphinus (Orphinus) wao Háva, 2017

- Thaumaglossa dembickyi* Háva, 2002(= *Thaumaglossa bellissima* Háva, 2005)
Thaumaglossa hilleri Reitter, 1881
Thaumaglossa laeta Arrow, 1915
Thaumaglossa peacockae Háva, 2005
Thaumaglossa rufocapillata Redtenbacher, 1867
Thaumaglossa rufula Pic, 1931

Subtribe Trogodermina

- ⁱ*Trogoderma glabrum* (Herbst, 1783)
ⁱ*Trogoderma granarium* Everts, 1898
ⁱ*Trogoderma serraticorne* (Fabricius, 1792)
(= *Trogoderma anthrenoides* (Sharp, 1902))

ACKNOWLEDGEMENTS

I am indebted very much to Jan Hrdlička (Prague, Czech Republic), for his help with the material from the Philippines and to Miloslav Rakovič (Prague, Czech Republic) for revision of the English manuscript. The research was supported by the Internal Grant Agency (B0118/004), Faculty of Forestry and Wood Sciences, Czech University of Life Sciences Prague.

REFERENCES

- Caliboso F. M., Sayaboc P. D. & Amoranto M. R. 1986: Pest problems and the use of pesticides in grain storage in the Philippines, pp. 17-29. In: Champ B. R. & Highley E.: *Pesticides and humid tropical grain storage systems: proceedings of an international seminar, Manila, Philippines*. 27-30 May 1985, ACIAR Proceedings No. 14, 364 pp.
- Háva J. 2005: Description of two new *Thaumaglossa* species from Philippines and Singapore (Coleoptera: Dermestidae: Megatomini). *Entomological Problems* 35: 85-87.
- Háva J. 2012: *Orphinus* (*Orphinus*) *luzonicus* sp. nov., a new species from Philippines (Coleoptera: Dermestidae: Megatomini). *Studies and Reports Taxonomical Series* 8: 123-126.
- Háva J. 2015a: *World Catalogue of Insects. Volume 13. Dermestidae (Coleoptera)*. Leiden/Boston: Brill, xxvi + 419 pp.
- Háva J. 2015b: A contribution to knowledge of the genus *Orphinus* Motschulsky, 1858 from the Philippines (Coleoptera: Dermestidae: Megatominae). *Folia Heyrovskyana, Series (A)* (2014) 22(2-4): 1-8.
- Háva J. 2016a: Contribution to the knowledge of *Evorinea* Beal, 1961 from East Palaearctic and Oriental Regions (Coleoptera: Dermestidae: Trinodinae). *Studies and Reports, Taxonomical Series* 12(1): 73-78.
- Háva J. 2016b: A contribution to knowledge of Dermestidae (Coleoptera: Bostrichiformia) from the Philippines. *Acta Biologica Universitatis Daugavpiliensis* 16: 129-134.
- Háva J. 2017: Second contribution to the knowledge of Dermestidae (Coleoptera: Bostrichiformia) from the Philippines. *Folia Heyrovskyana, Serie A* 25(1): 1-4.
- Háva J., Herrmann A. & Kadej M. 2016: New faunistic records and remarks on Dermestidae (Coleoptera) - Part 15. *Studies and Reports, Taxonomical Series* 12(2): 339-344.

Received: 14.06.2018.

Accepted: 31.08.2018.

Published: 10.09.2018.

www.bjc.sggw.pl